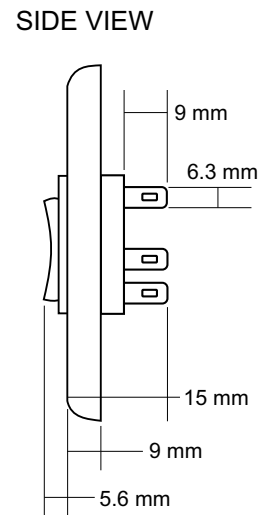
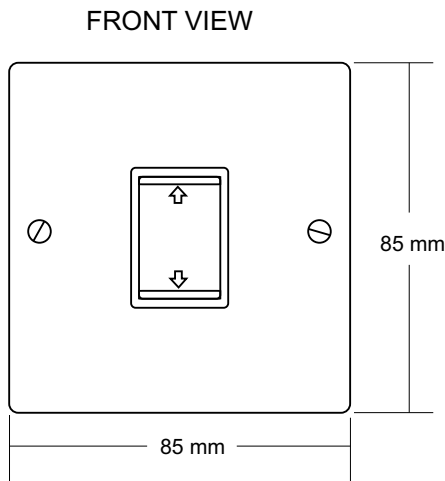


IMPORTANT INFORMATION REGARDING LOW-VOLT MOTOR SWITCH CONNECTION

PLEASE READ BEFORE ATTEMPTING INSTALLATION

DIAGRAM SHOWING STANDARD LOW VOLT SWITCH DETAILS
SWITCH BODY WHITE (CUSTOM FINISHES ALSO AVAILABLE)
USE A 35mm DEEP SWITCH BOX MINIMUM

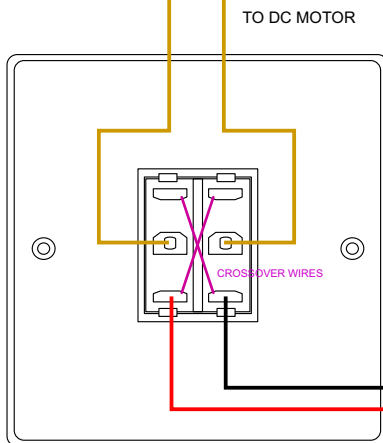
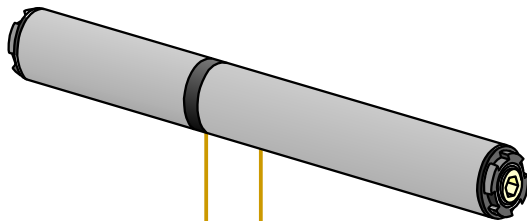


OPTIONS

3 POSITION LATCHING CENTRE OFF


3 POSITION MOMENTARY BIASED CENTRE OFF

LOW-VOLT MOTOR



CROSSOVER WIRES MUST BE
FITTED FOR LOW-VOLT OPERATION

LOW-VOLT TRANSFORMER



MAINS 230V-50Hz except US

LIVE
NEUTRAL
EARTH